



Immunic
THERAPEUTICS

Positive Data from Maintenance Phase of Phase 2 CALDOSE-1 Trial of Vidofludimus Calcium in Ulcerative Colitis

NASDAQ: IMUX | April 5, 2023

Cautionary Note Regarding Forward-Looking Statements

→ This presentation contains “forward-looking statements” that involve substantial risks and uncertainties for purposes of the safe harbor within the meaning of Section 27A of the Securities Act of 1933, as amended, and Section 21E of the Securities Exchange Act of 1934, as amended. These include statements regarding management’s intentions, plans, beliefs, expectations or forecasts for the future, and, therefore, you are cautioned not to place undue reliance on them. No forward-looking statement can be guaranteed, and actual results may differ materially from those projected. Immunic undertakes no obligation to publicly update any forward-looking statement, whether as a result of new information, future events or otherwise, except to the extent required by law. We use words such as “anticipates,” “believes,” “plans,” “expects,” “projects,” “future,” “intends,” “may,” “will,” “should,” “could,” “estimates,” “predicts,” “potential,” “continue,” “guidance,” and similar expressions to identify these forward-looking statements that are intended to be covered by the safe-harbor provisions of the Private Securities Litigation Reform Act of 1995.

→ Such forward-looking statements are based on our expectations and involve risks and uncertainties; consequently, actual results may differ materially from those expressed or implied in the statements due to a number of factors, including, but not limited to, risks relating to strategy, future operations, future financial position, future revenue, projected expenses, prospects, plans and objectives of management. Risks and uncertainties that may cause actual results to differ materially from those expressed or implied in any forward-looking statement include, but are not limited to: Immunic’s development programs and the targeted diseases; the potential for Immunic’s development programs to safely and effectively target and treat the diseases mentioned herein; preclinical and clinical data for Immunic’s development programs; the impact of future preclinical and clinical data on Immunic’s product candidates; the timing of the availability of data from Immunic’s clinical trials; the availability or efficacy of Immunic’s potential treatment options that may be supported by trial data discussed herein; the timing of current and future clinical trials and anticipated clinical milestones; Immunic’s ability to protect its intellectual property position; Immunic’s plans to research, develop and commercialize its current and future product candidates; the timing of any planned investigational new drug application or new drug application; the development and commercial potential of any product candidates of the company; expectations regarding potential market size; developments and projections relating to Immunic’s competitors and industry; the clinical utility, potential benefits and market acceptance of Immunic’s product candidates; Immunic’s commercialization, marketing and manufacturing capabilities and strategy; Immunic’s ability to successfully collaborate with existing collaborators or enter into new collaboration agreements, and to fulfill its obligations under any such collaboration agreements; Immunic’s ability to identify additional products or product candidates with significant commercial potential; the impact of government laws and regulations; COVID-19 and the armed conflict in Ukraine; Immunic’s listing on The Nasdaq Global Select Market; expectations regarding the capitalization, resources and ownership structure of the company; the executive and board structure of the company; Immunic’s estimates regarding future revenue, expenses, capital requirements and need for additional financing; the nature, strategy and focus of the company and further updates with respect thereto; and the other risks set forth in the company’s Annual Report on Form 10-K for the fiscal year ended December 31, 2022, filed with the Securities and Exchange Commission.

→ Forward-looking statements included in this presentation are based on information available to Immunic as of the date of this presentation. Immunic does not undertake any obligation to update such forward-looking statements except as required by applicable law.

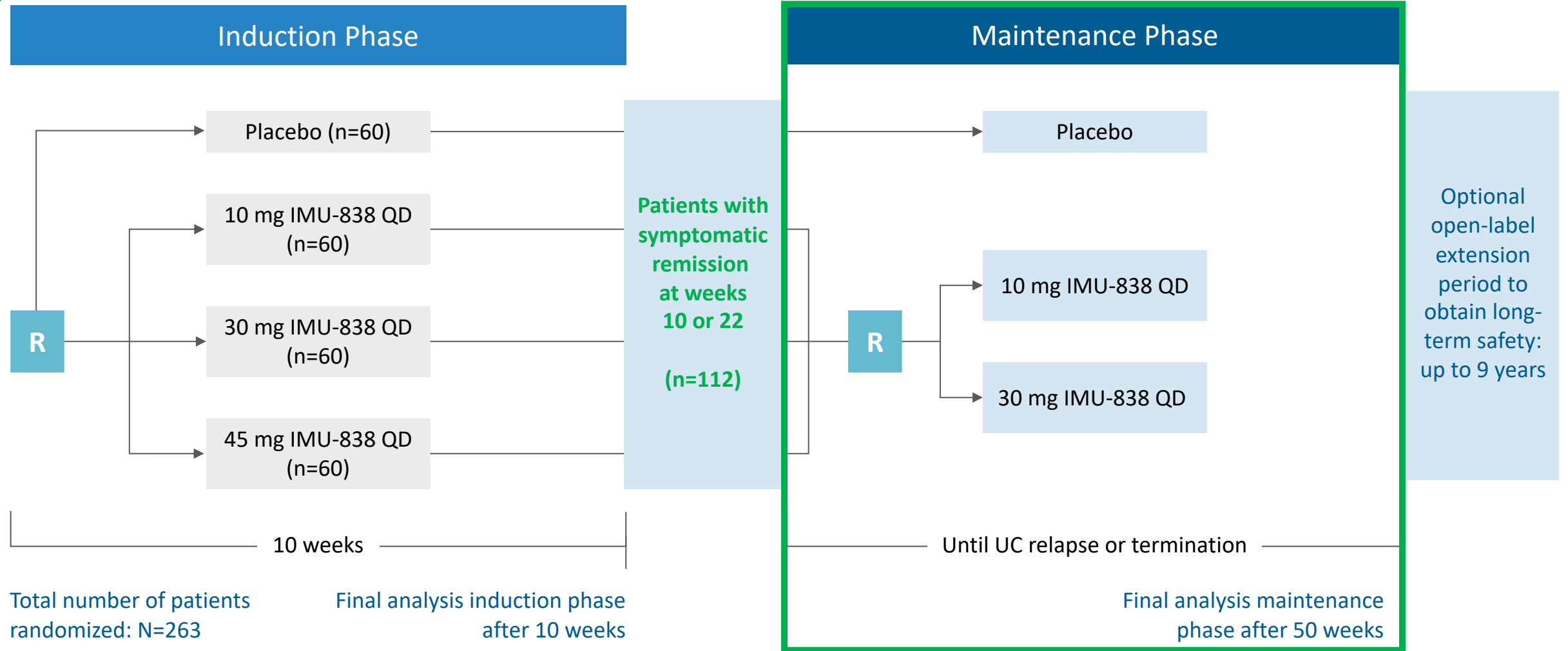


Vidofludimus Calcium in Ulcerative Colitis (UC)

CALDOSE-1: Final Week 50 Maintenance Phase Data

CALDOSE-1: Phase 2 Trial Design in UC

NCT03341962



R: randomization; QD: quaque die = once-daily

Dose-Linear Increase in Clinical Remission at Week 50 For Vidofludimus Calcium as Compared to Placebo

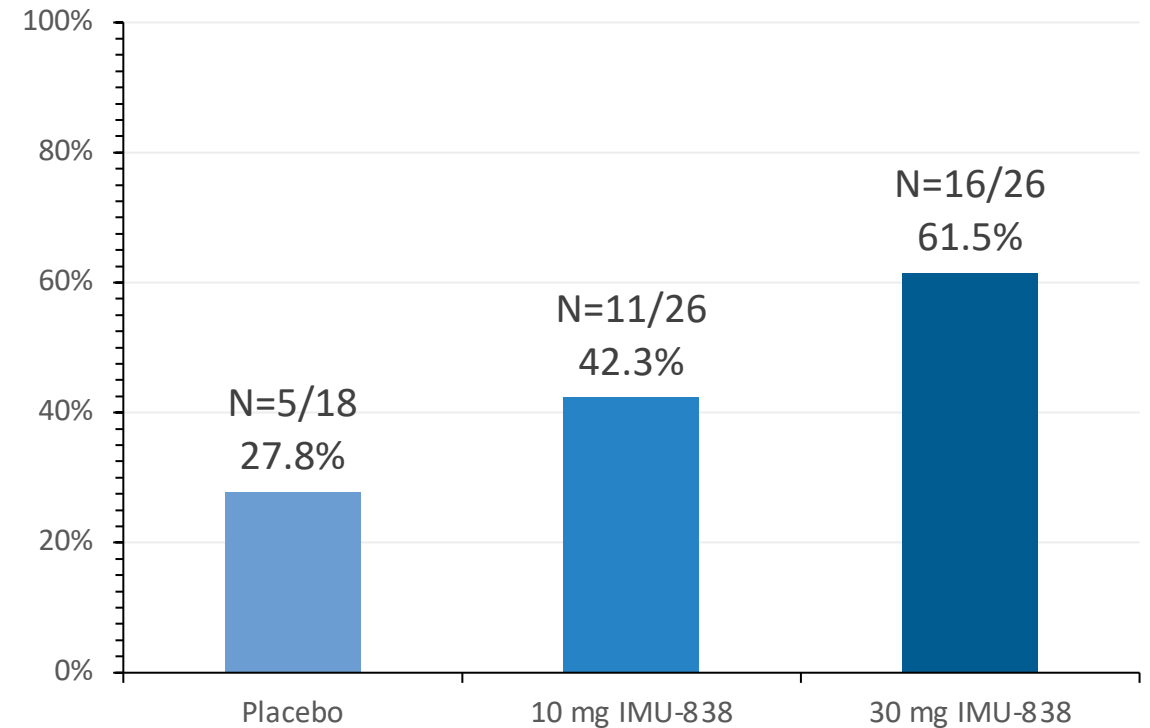
Clinical Remission at Week 50

Full Analysis Set_{MP} (N_{PBO} = 27, N₁₀ = 45, N₃₀ = 40)

Data Set: (n-evaluable/n-total of group)	Placebo (N=18/21)	10 mg IMU-838 (N=26/35)	30 mg IMU-838 (N=26/29)
Number of patients with clinical remission	5	11	16
Clinical remission rate	27.8%	42.3%	61.5%



Clinical Remission at Week 50

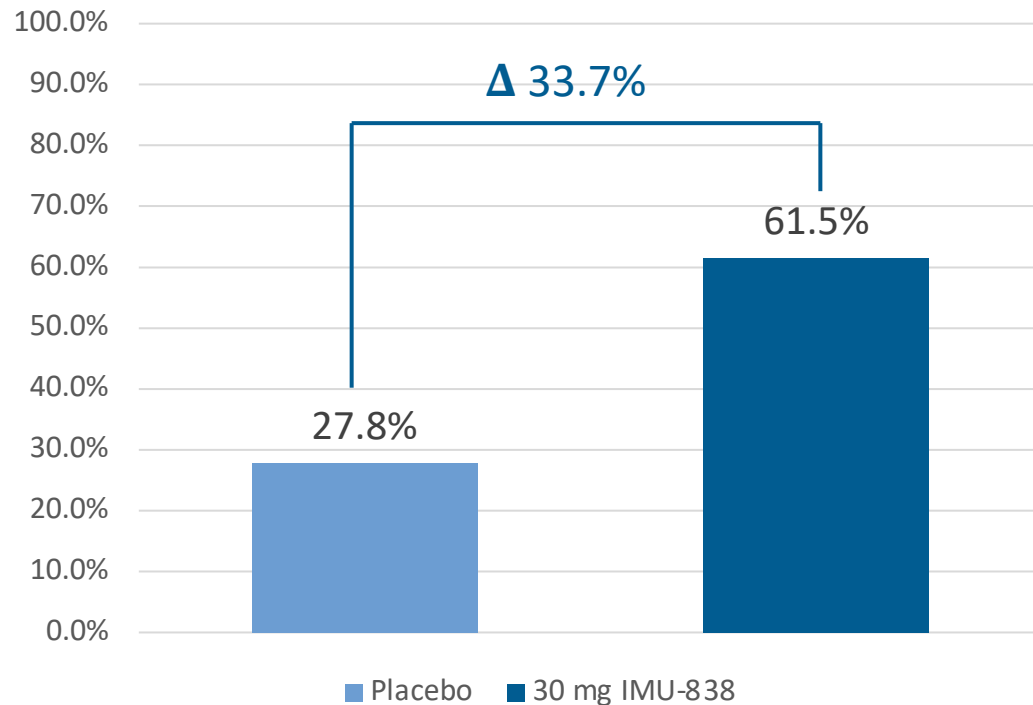


Clinical remission: composite of patient-reported symptomatic remission (stool frequency Mayo subscore of 0 or 1, rectal bleeding Mayo score of 0) and modified Mayo endoscopy subscore of 0 or 1; PBO: placebo
Full Analysis Set MP: all patients randomized into maintenance phase.

Exploratory Statistical Analysis of Clinical Remission

Statistically Significant Difference in Favor of 30 mg Vidofludimus Calcium Versus Placebo

Clinical Remission at Week 50



30 mg of vidofludimus calcium found to be statistically superior to achieve clinical remission during maintenance treatment at week 50 as compared to placebo

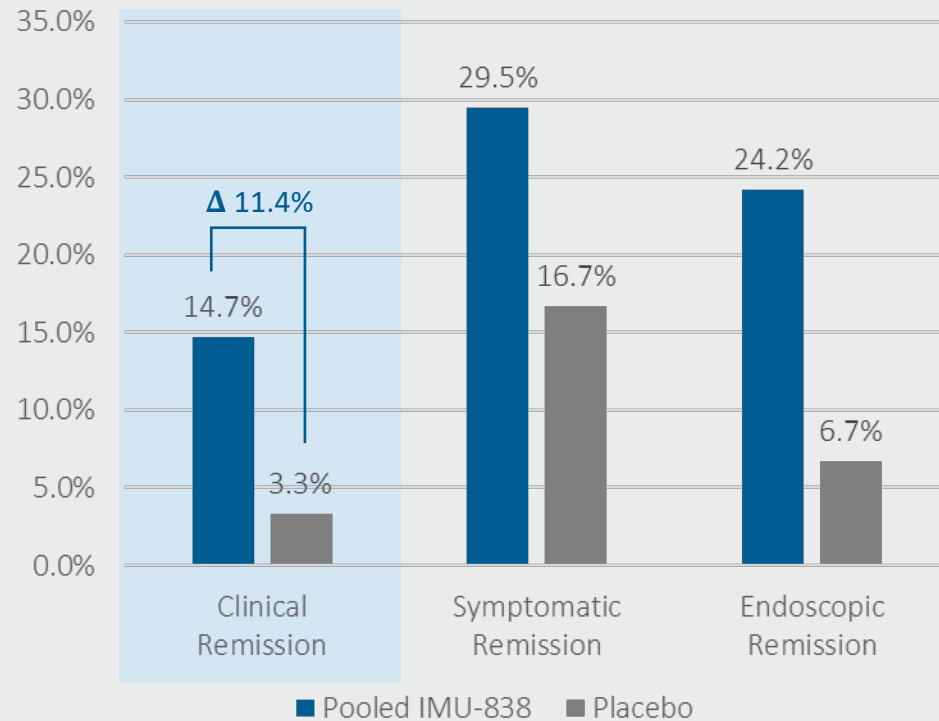
Planned treatment	Clinical remission at week 50	Number of patients (N)	Proportion of patients (%)	Statistical output (t-test)
30 mg IMU-838	Yes	16	61.5%	p-value (two-sided) p=0.0358
	No	10	38.5%	
Placebo	Yes	5	27.8%	odds ratio (30 mg IMU-838 / placebo) 4.1600
	No	13	72.8%	

Clinical remission: composite of patient-reported symptomatic remission (stool frequency Mayo subscore of 0 or 1, rectal bleeding Mayo score of 0) and modified Mayo endoscopy subscore of 0 or 1

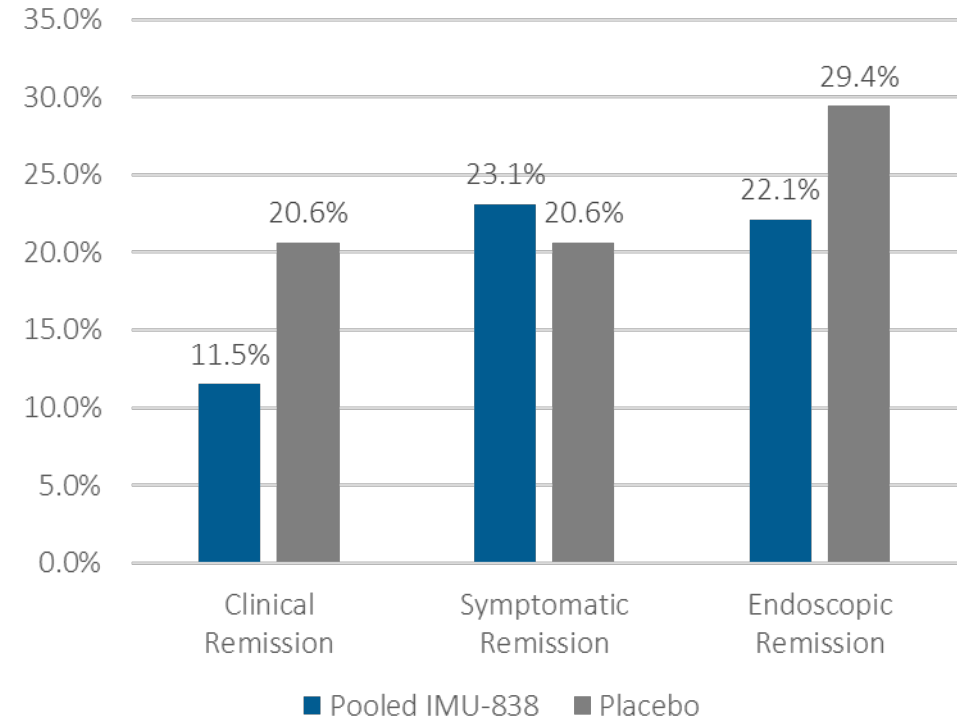
Full Analysis Set of Maintenance Phase (N10 = 45, N30 = 40, NPBO = 27), Post-Hoc Unplanned Analysis: Two-sided Pearson's chi-square test (significance level alpha=0.05) for achieving clinical remission at week 50 between 30 mg IMU-838 and placebo

10-Week Induction Phase Data: UC Patients Without Concomitant Corticosteroids Responded Well (Previously Reported in June 2022)

Without Concurrent Steroids (n=125)



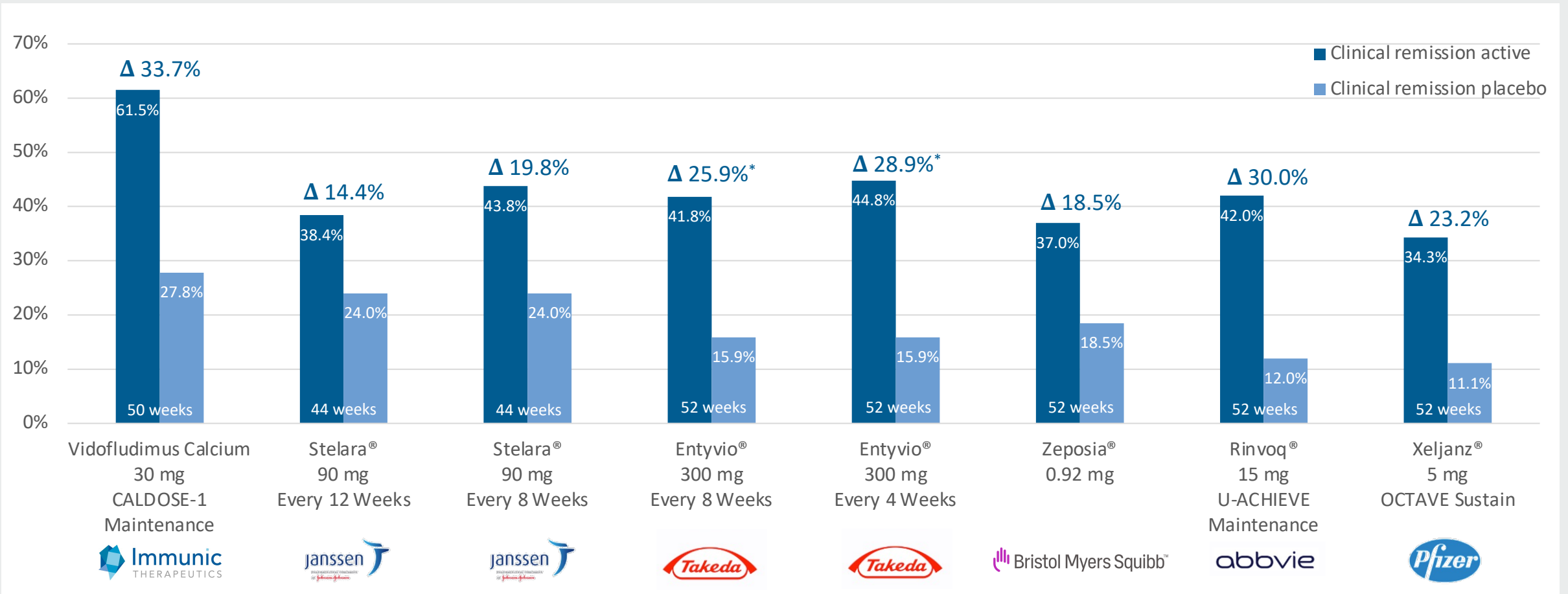
With Concurrent Steroids (n=138)



The graphs use the concurrent use of corticosteroids, as used as stratification factor for randomization provided by the investigator, not actual use of concurrent corticosteroids. However, actual steroid use does not differ substantially. Data display ITT population of both biologic-naïve and -experienced patients. Pooled vidofludimus calcium data contain all data from 10 mg (no steroids n=33, steroids n=34), 30 mg (no steroids n=32, steroids n=34), 45 mg IMU-838 (no steroids n=30, steroids n=36). Placebo data: no steroids n=30, steroids n=34.
 Clinical Remission: achieving both symptomatic remission and endoscopic remission, as defined below
 Symptomatic Remission: Mayo rectal bleeding subscore of 0, and Mayo stool frequency subscore of 0 or 1
 Endoscopic Remission: Modified Mayo endoscopy subscore of 0 or 1

Comparison to Other Maintenance Data

Vidofludimus Calcium Shows Competitive Maintenance Data in UC



Inter-study comparisons may be influenced by differences in studied patient populations. Difference active to placebo are absolute numbers of percentage points. Dosing is once-daily, unless otherwise indicated. Xeljanz was dosed at 5 mg twice daily (BID).

* The publication adjusted for baseline differences and reported the group differences to be 26.1% for the every 8 weeks group and 29.1% for the every 4 weeks group.

Vidofludimus calcium: Immunic data; Stelara®: N Engl J Med 2019;381:1201-1214; Entyvio®: N Engl J Med 2013;369:699-710; Zeposia®: N Engl J Med 2021;385:1280-91; Rinvoq®: Lancet. 2022; 399:2113-2128; Xeljanz®: N Engl J Med. 2017; 376(18):1723-1736

Steroid-Free Clinical Remission at Week 50

Vidofludimus Calcium Superior as Compared to Placebo

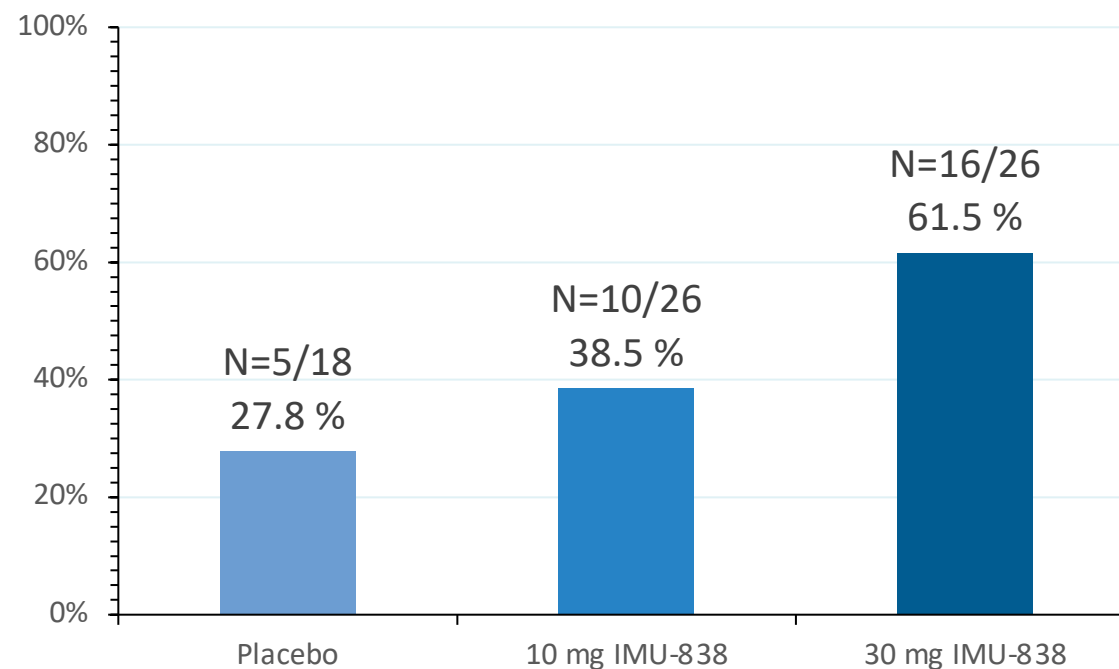
Steroid-Free Clinical Remission

Full Analysis Set_{MP} (N_{PBO} = 27, N₁₀ = 45, N₃₀ = 40)

Data Set: (n-evaluable/n-total of group)	Placebo (N=18/21)	10 mg IMU-838 (N=26/35)	30 mg IMU-838 (N=26/29)
Number of patients with steroid-free clinical remission at week 50	5/18	10/26	16/26
Steroid-free clinical remission rate at week 50	27.8%	38.5%	61.5%



Steroid-Free Clinical Remission at Week 50



Full Analysis Set MP: all patients randomized into maintenance phase. PBO: placebo; MP = maintenance phase

Steroid-Free Clinical Remission at Week 50

Subgroup Analysis of Patients Who Received Corticosteroids During Induction Phase

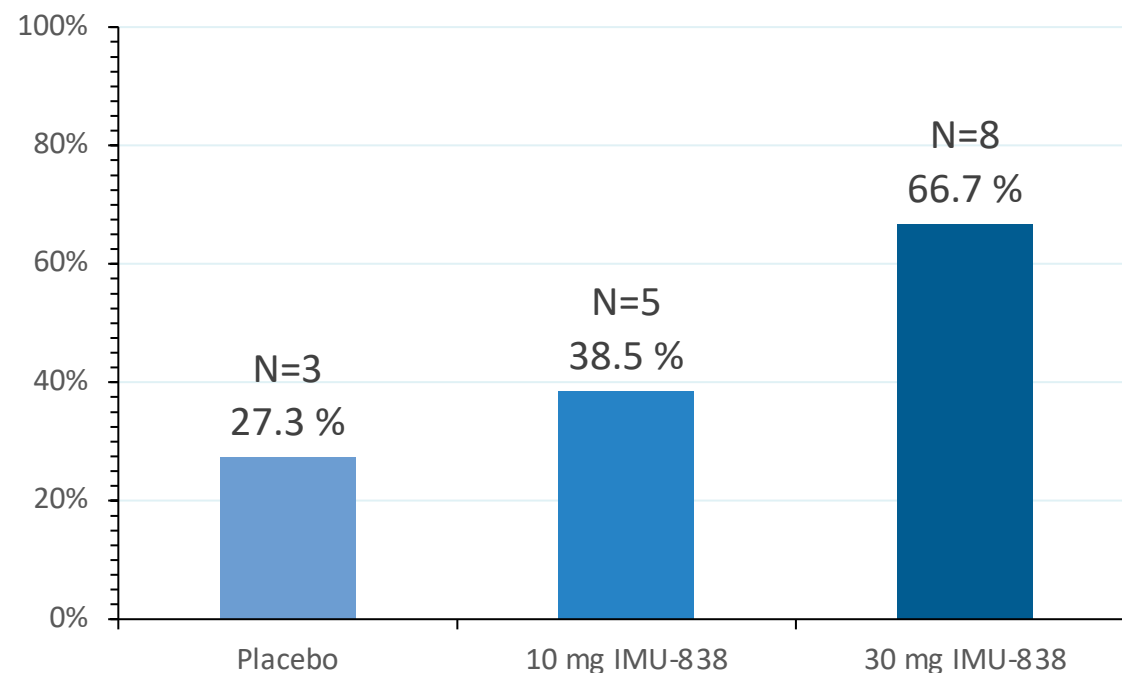
Clinical Remission

Modified Full Analysis Set_{MP} (N_{PBO} = 17, N₁₀ = 22, N₃₀ = 22)

	Placebo		10 mg IMU-838		30 mg IMU-838	
	N	%	N	%	N	%
No	8	72.7	8	61.5	4	33.3
Yes	3	27.3	5	38.5	8	66.7
Evaluable at week 50	11		13		12	



Clinical Remission of Induction Steroid Sub-Group at Week 50



Modified Full Analysis Set: all patients that were randomized into maintenance phase who received concomitant corticosteroids during induction phase. PBO: placebo

Endoscopic Healing at Week 50

Vidofludimus Calcium Superior as Compared to Placebo

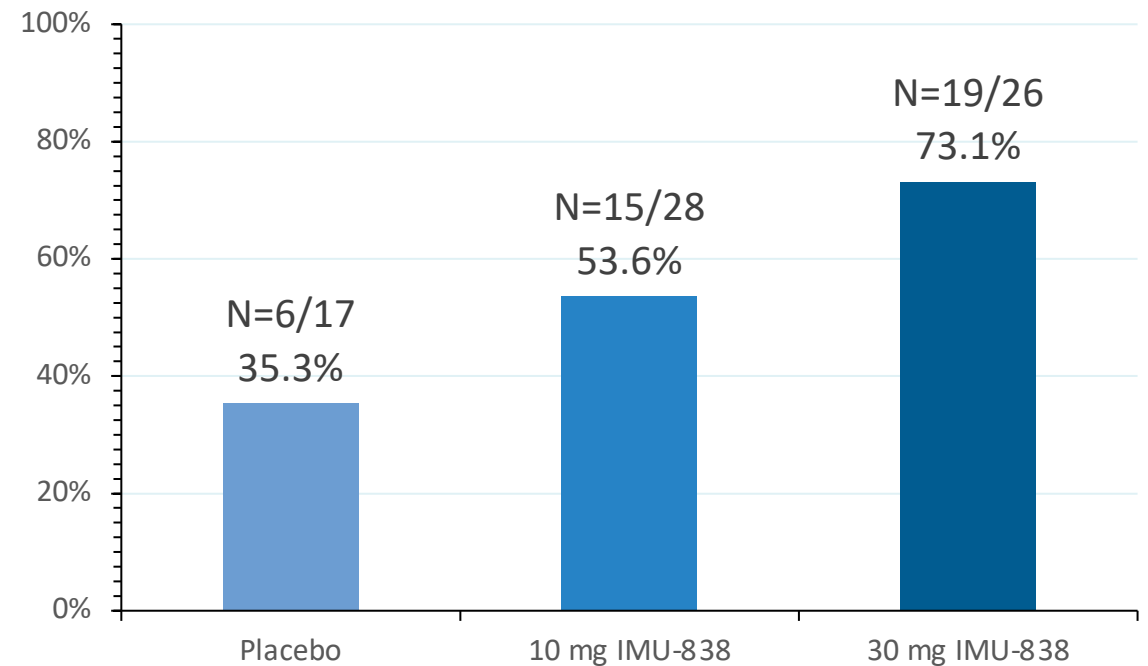
Endoscopic Healing

Full Analysis Set_{MP} (N_{PBO} = 27, N₁₀ = 45, N₃₀ = 40)

Data Set (n-evaluated/n-total of group)	Placebo (N=17/21)	10 mg IMU-838 (N=28/35)	30 mg IMU-838 (N=26/29)
Number of patients meeting endpoint	6/17	15/28	19/26
Endoscopic healing rate at week 50	35.3%	53.6%	73.1%



Endoscopic Healing at Week 50

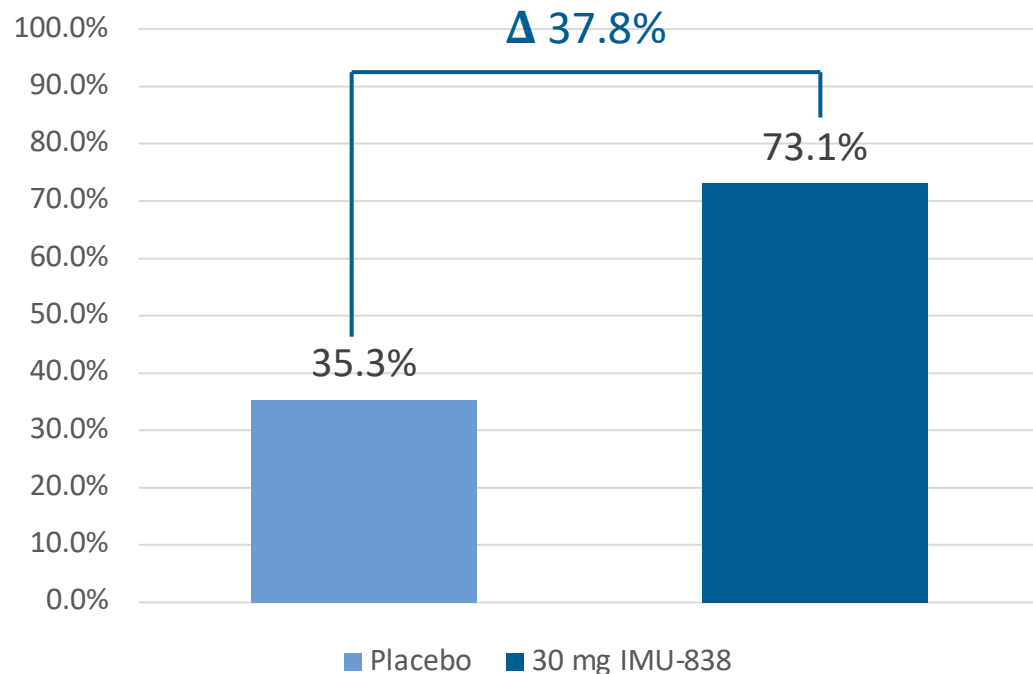


Full Analysis Set MP: all patients randomized into maintenance phase
 Endoscopic healing: modified Mayo endoscopy subscore of 0 or 1; PBO: placebo; MP = Maintenance Phase

Exploratory Statistical Analysis of Endoscopic Healing

Statistically Significant Difference in Favor of 30 mg Vidofludimus Calcium Versus Placebo

Endoscopic Healing at Week 50



30 mg of vidofludimus calcium found to be statistically superior to achieve endoscopic healing at week 50 as compared to placebo

Planned treatment	Clinical remission at week 50	Number of patients (N)	Proportion of patients (%)	Statistical output (t-test)
30 mg IMU-838	Yes	19	73.1%	p-value (two-sided) p=0.0259 odds ratio (30 mg IMU-838 / placebo) 4.9762
	No	7	26.9%	
Placebo	Yes	6	35.3%	
	No	11	64.7%	

Full Analysis Set maintenance phase (NPBO = 27, N10mg = 45mg, N30mg = 40), Post-Hoc Unplanned Analysis: Two-sided Pearson's chi-square test (significance level alpha=0.05) for achieving endoscopic healing at week 50 between 30 mg IMU-838 and placebo
Endoscopic healing: modified Mayo endoscopy subscore of 0 or 1; PBO = placebo

Summary Efficacy Results Maintenance Phase CALDOSE-1 Trial



- Maintenance phase results confirm the previous hypothesis (*from the analysis of patients without concomitant corticosteroid use during the induction phase*) that vidofludimus calcium provides a benefit regarding clinical remission, as compared to placebo, in UC patients without concurrent use of corticosteroids.
 - Patients who originally received concomitant corticosteroids in the induction phase respond well when corticosteroids are withdrawn during maintenance phase, indicating that steroid tapering before induction phase could have avoided the observed interference during induction.
- At week 50, the dose of 30 mg vidofludimus calcium once-daily demonstrated a statistically significant higher proportion of patients ($p=0.0358$) achieving clinical remission versus placebo (exploratory analysis).
- Vidofludimus calcium also demonstrated a trend to provide benefits versus placebo in other endpoints, including endoscopic healing, microscopic healing and steroid-free clinical remission.
- For most efficacy endpoints, a dose-linear response was observed for 10 mg and 30 mg vidofludimus calcium.

Incidence of TEAEs Lower in Both 10 mg and 30 mg Vidofludimus Calcium Groups Than in Placebo Group

Number of patients with TEAEs, serious TEAEs, and TEAEs of special interest
 Safety Set_{MP} (N_{PBO} = 27, N₁₀ = 45, N₃₀ = 40)

	Placebo		10 mg IMU-838		30 mg IMU-838		Total	
	TEAE N (n)	TEAE (%)	TEAE N (n)	TEAE (%)	TEAE N (n)	TEAE (%)	TEAE N (n)	TEAE (%)
TEAEs	12(24)	44.4%	16(26)	35.6 %	16(33)	40%	44(83)	39.3%
Serious TEAEs	1(1)	3.7%	3(3)	6.7%	2(2)	5%	6(6)	5.4%
TEAEs of special interest	1(1)	3.7%	0	0.0%	2(2)	5%	3(3)	2.7%
Renal TEAEs	2(2)	7.4%	1(1)	2.2%	2(5)	5%	5(8)	4.5%
Liver TEAEs	1(4)	3.7%	1(1)	2.2%	0	0.0	2(2)	1.8%

Safety set maintenance phase: all patients who were randomized into maintenance phase and received at least one dose of study drug
 TEAE: treatment-emergent adverse event; PBO: placebo; N: number of patients; n: number of events
 TEAE of special interest are defined as red blood cells urine positive, hematuria, or retroperitoneal pain

No Increase in Liver Events Observed as Compared to Placebo

		Placebo		10 mg IMU-838		30 mg IMU-838		Total	
		TEAE N (n)	TEAE (%)	TEAE N (n)	TEAE (%)	TEAE N (n)	TEAE (%)	TEAE N (n)	TEAE (%)
Hepatobiliary disorders	Cholecystitis	0	0	1(1)	2.2%	0	0	1(1)	0.9%
Investigations	Aspartate aminotransferase increased	1(1)	3.7%	0	0	0	0	1(1)	0.9%
	Gamma-glutamyltransferase increased	1(1)	3.7%	0	0	0	0	1(1)	0.9%
	Hepatic enzyme increased	1(2)	3.7%	0	0	0	0	1(1)	0.9%
	Total	1(4)	3.7%	1(1)	2.2%	0	0	2(5)	1.8%

Safety set maintenance phase: all patients who were randomized into maintenance phase and received at least one dose of study drug

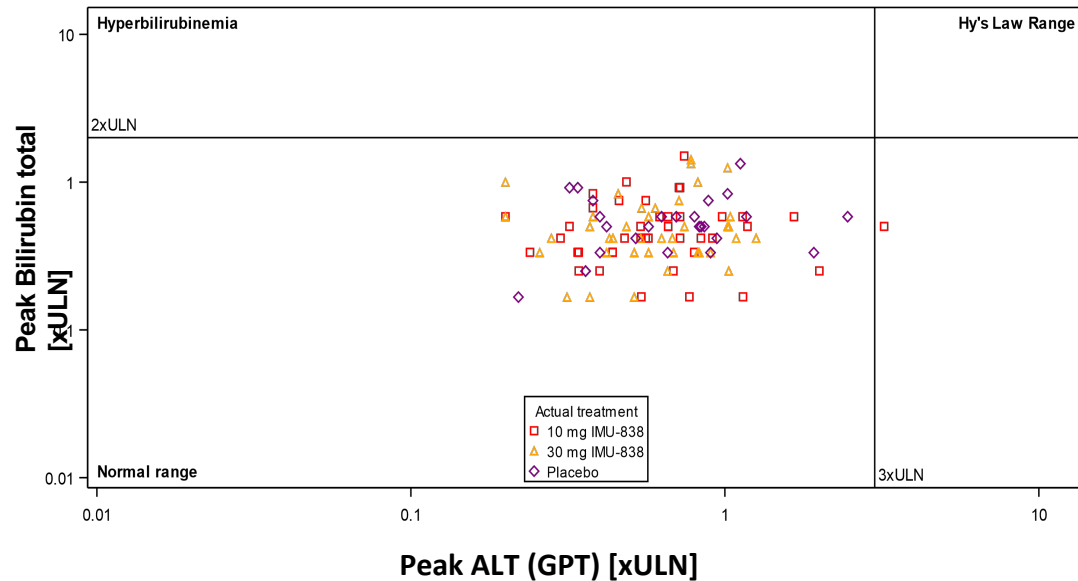
TEAE: treatment-emergent adverse event; N: number of patients; n: number of events

Only TEAEs with predetermined preferred terms related to liver function within Investigations and Hepatobiliary Disorders (terms selected by Sponsor before unblinding of study) are displayed.

Absence of Hy's Law Cases Indicates Low Potential for Drug-Induced Hepatotoxicity

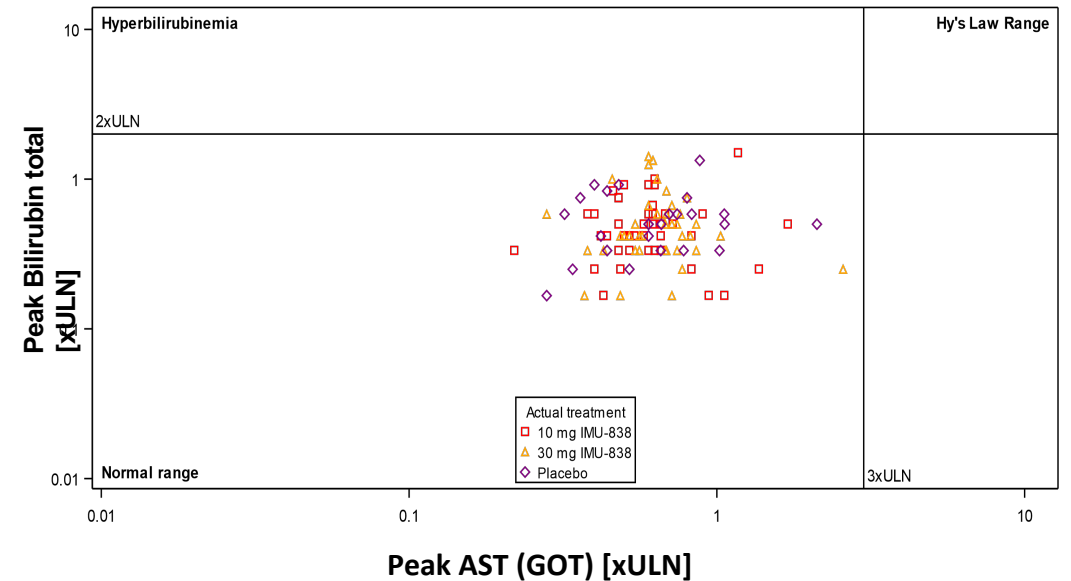
Hy's Law Plot: Alanine Aminotransferase (ALT)

Safety Analysis Set_{MP} (N_{PBO} = 27, N₁₀ = 45, N₃₀ = 40)



Hy's Law Plot: Aspartate Aminotransferase (AST)

Safety Analysis Set_{MP} (N_{PBO} = 27, N₁₀ = 45, N₃₀ = 40)



Safety set maintenance phase: all patients who were randomized into maintenance phase and received at least one dose of study drug
PBO: placebo; ULN: upper limit of normal

No Increase in Renal Events Observed as Compared to Placebo

		Placebo		10 mg IMU-838		30 mg IMU-838		Total	
		TEAE N(n)	TEAE (%)	TEAE N(n)	TEAE (%)	TEAE N(n)	TEAE (%)	TEAE N(n)	TEAE (%)
Investigations	Blood creatinine increased	1(1)	3.7%	0	0	0	0	1(1)	0.9%
	Blood urine present	0	0	1(1)	2.2%	0	0	1(1)	0.9%
	Red blood cells urine positive	1(1)	3.7%	0	0	0	0	1(1)	0.9%
Renal and urinary disorders	Hematuria	0	0	0	0	2(2)	5%	2(2)	1.8%
	Ketonuria	0	0	0	0	1(1)	2.5%	1(1)	0.9%
	Nephrolithiasis	0	0	0	0	1(1)	2.5%	1(1)	0.9%
	Proteinuria	0	0	0	0	1(1)	2.5%	1(1)	0.9%
Total		2(2)	7.4%	1(1)	2.2%	2(5)	5%	5(8)	4.5%

Safety set maintenance phase: all patients who were randomized into maintenance phase and received at least one dose of study drug

TEAE: treatment-emergent adverse event; N: number of patients; n: number of events

Only TEAEs with predetermined preferred terms related to renal function within Investigations and Renal and Urinary Disorders (terms selected by Sponsor before unblinding of study) are displayed.

Summary Safety Results Maintenance Phase CALDOSE-1 Trial



- Administration of vidofludimus calcium during maintenance phase found to be safe and well-tolerated
- Incidence of TEAEs for vidofludimus calcium comparable to placebo
- Very few serious TEAEs observed
- As compared to placebo, the incidence in the vidofludimus calcium treatment groups showed:
 - No increased rate of liver events or liver enzyme elevations
 - No increased rate of renal events or adverse events of special interest
- Overall, the safety and tolerability profile of vidofludimus calcium in UC patients is comparable to placebo and in line with prior data sets in other patient populations

TEAE: treatment-emergent adverse event



Immunic Therapeutics

Pipeline Update and Outlook



Pipeline Focus on Vidofludimus Calcium and IMU-856

- Immunic to focus on the rapidly advancing vidofludimus calcium and IMU-856 programs
- Positive data from the CALDOSE-1 trial of vidofludimus calcium shown today support strategic focus on gastroenterology and neurology indications
- Totality of available data lead to the decision to deprioritize izumerogant (IMU-935) development program
 - Key reasons include changes in expected time to market and increased complexity of potential further development and related expected development costs
 - Immunic to explore if a backup molecule could offer a more attractive way and is worth to be further explored in the future

Summary: Several Clinical Data Readouts Expected in 2023



IMU-856

Initial phase 1b celiac disease data expected in the current quarter

IMU-856

Mode of action and molecular target to be presented in the context of an upcoming scientific GI congress

IMU-838

Interim analysis of phase 2 CALLIPER trial in progressive multiple sclerosis estimated for H2/2023



Q&A Session

Thank You!



Jessica Breu

Head of IR & Communications

Phone: +49-89-2080477-09

Email: ir@imux.com

Web: www.imux.com

Immunic, Inc.
1200 Avenue of the Americas
New York City, NY 10036
USA



Immunic AG
Lochhamer Schlag 21
82166 Gräfelfing (Munich)
Germany

Immunic Australia Pty. Ltd.
Melbourne
Australia



Vidofludimus Calcium in Ulcerative Colitis (UC)

CALDOSE-1: Further Information

CALDOSE-1: Clinical Phase 2 Trial in Ulcerative Colitis (UC)

NCT03341962



Coordinating investigator:
Dr. Geert D'Haens
(AMC Amsterdam)



Conducted with active IND
in the United States



Total number of patients
randomized: **263**



More than 100 sites in 19
countries: USA, Western,
Central and Eastern Europe



Patient population:

- Male and female patients, aged 18 to 80 years
- Previous treatment failure with immuno-modulators, steroids or biologicals
- Active disease was defined as Mayo stool frequency score of ≥ 2 , Mayo rectal bleeding score of ≥ 1 and a modified Mayo endoscopy subscore of ≥ 2 at the screening flexible sigmoidoscopy (independent central reader)



Primary endpoint:
Proportion of patients
with clinical remission
(symptomatic remission and
endoscopic remission)
at **week 10**



Primary statistical analysis:
Clinical remission of pooled
30 and 45 mg active dose
groups versus placebo group

Reminder About Corticosteroids Use in the CALDOSE-1 Trial

A

During Induction Phase

- Concomitant use of corticosteroids was allowed:
 - At doses ≤ 20 mg prednisolone equivalent
 - Steroid dose MUST remain stable for entire induction phase
- Approximately 50% of patients had concomitant corticosteroids and were well balanced between groups due to stratification during randomization in induction phase
 - > interference was found between vidofludimus calcium and corticosteroids

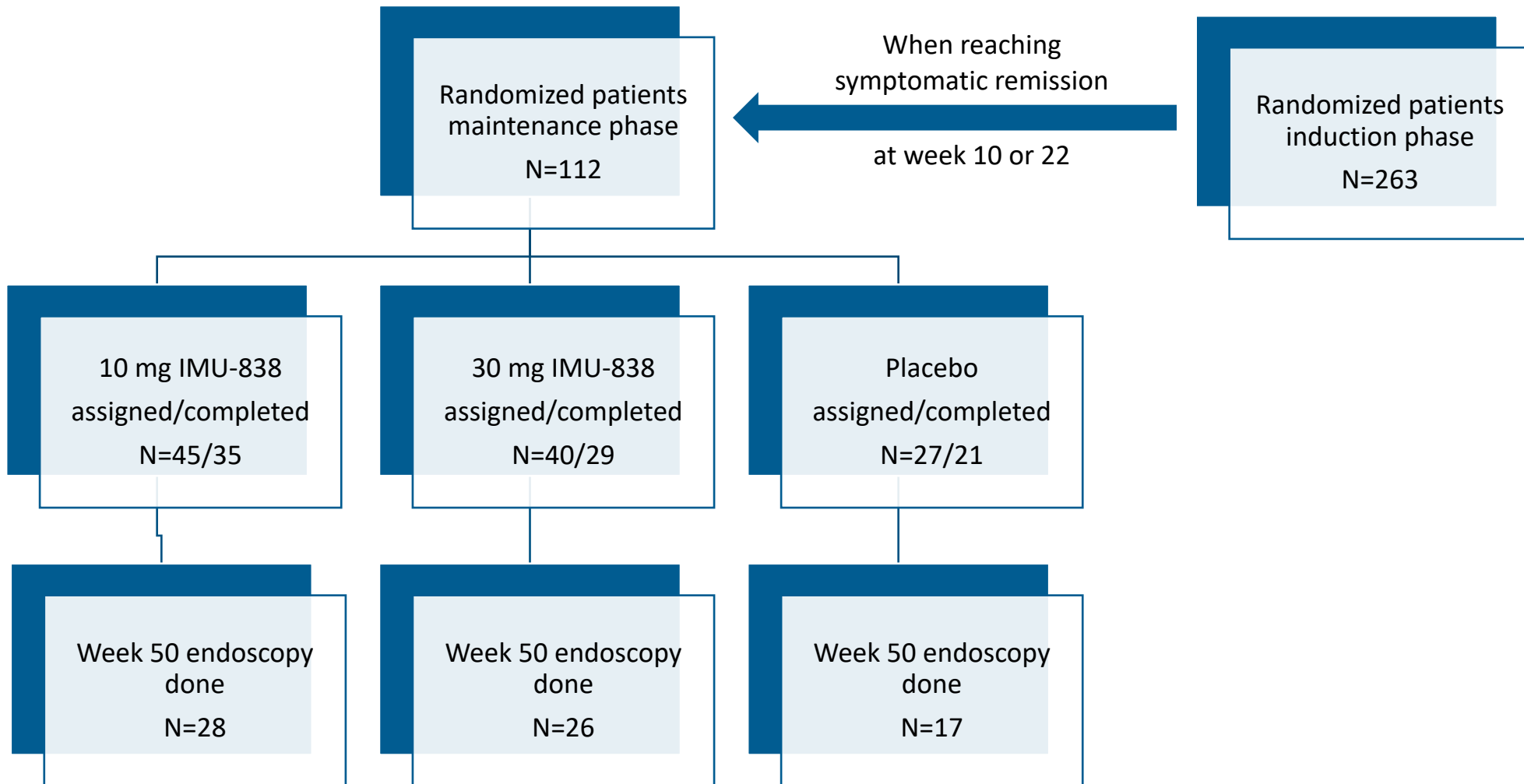
B

During Maintenance Phase

- Re-randomization of vidofludimus calcium patients to 10 and 30 mg doses (independent of their induction phase treatment assignments)
- Placebo patients who achieved symptomatic remission during induction phase were “sham randomized” to continue receiving placebo in maintenance phase
- Corticosteroids had to be tapered off at the start of the maintenance phase, if no symptoms re-appeared during tapering procedure

Patients Per Treatment Group

CALDOSE-1 Maintenance Phase

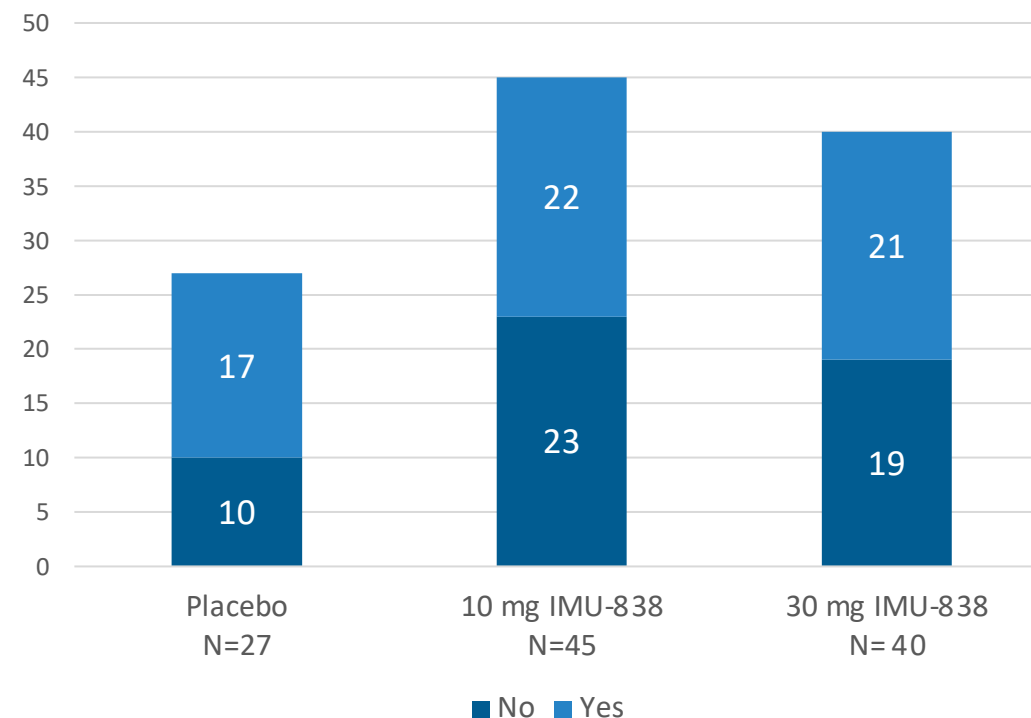


Patient Demographics and Prior Treatment History

CALDOSE-1 Maintenance Phase

Characteristics		Placebo N=27	10 mg IMU-838 N=45	30 mg IMU-838 N= 40
Mean age (years)		40.1 (14.1)	39.7(13.1)	43.8 (14.1)
Male (N in %)		18 (66.7)	30 (66.7)	15 (37.5)
Mean height (cm)		173.1 (10.3)	174.6 (8.2)	169.7 (10.4)
Mean weight (kg)		72.44 (13.25)	74.43 (13.08)	70.4 (16.4)
Race	White	26	45	40
	Other	1	0	0
Prior UC treatment before study: oral immunomodulator/ non- biologics	No	1	2	0
	Yes	29	43	40
Prior treatment before study: use of any biologics as previous treatment	No	23	43	38
	Yes	4	2	2
Prior treatment before study: use of any corticosteroids	No	0	3	2
	Yes	27	42	38

Patients dosed in maintenance phase
who received corticosteroids during induction phase



Multivariate Analysis Shows Concomitant Steroid Use is Main Factor for Outcome of Clinical Remission in Induction Phase



Multivariate analysis shows that concomitant steroids have highest impact on clinical remission data



Estimation of odd ratios for vidofludimus calcium achieving clinical remission versus placebo

Impact

Parameter	Estimate	P-value
Concomitant use of corticosteroids	0.59	0.057
Full Mayo score at baseline	-0.29	0.097
Time from diagnosis	0.02	0.505
Prior use of biologics	-0.12	0.732

	Odds Ratio Estimate
Active treatment groups of 30/45 mg to achieve clinical remission versus placebo without concomitant steroids	3.53
Active treatment groups of 30/45 mg to achieve clinical remission versus placebo with concomitant steroids	0.58

Multivariate logistical regression analysis for endpoint of clinical remission; use of four dependent variables, interaction term and pooled treatment groups of 30/45mg, full analysis set (N10=67, N30=66, N45=66, NPBO=64)
PBO: placebo